

Nickel/Photoredox-Catalyzed Methylation of (Hetero)aryl Chlorides Using Trimethyl Orthoformate as a Methyl Radical Source

Stavros K. Kariofillis, Benjamin J. Shields,[§] Makeda A. Tekle-Smith,[§] Michael J. Zacuto, and Abigail G. Doyle*Cite This: *J. Am. Chem. Soc.* 2020, 142, 7683–7689

Read Online

ACCESS |



Metrics & More

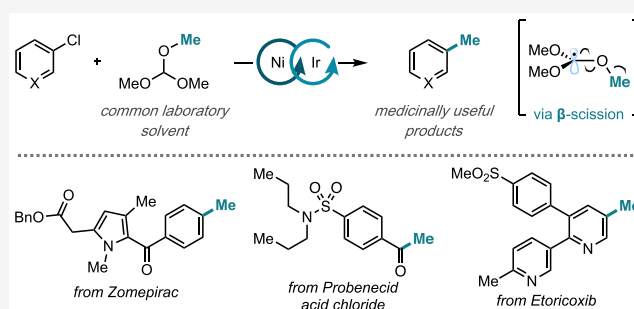


Article Recommendations



Supporting Information

ABSTRACT: Methylation of organohalides represents a valuable transformation, but typically requires harsh reaction conditions or reagents. We report a radical approach for the methylation of (hetero)aryl chlorides using nickel/photoredox catalysis wherein trimethyl orthoformate, a common laboratory solvent, serves as a methyl source. This method permits methylation of (hetero)aryl chlorides and acyl chlorides at an early and late stage with broad functional group compatibility. Mechanistic investigations indicate that trimethyl orthoformate serves as a source of methyl radical via β -scission from a tertiary radical generated upon chlorine-mediated hydrogen atom transfer.



INTRODUCTION

The methyl group is one of the most commonly occurring structural motifs in medicinal compounds, appearing in 80% of top-selling small-molecule pharmaceuticals in 2018.¹ In drug development, installation of a methyl substituent—on an aromatic ring, for example—is a common strategy for rendering compounds with improved binding affinity, bioavailability, and metabolic stability (Figure 1A).² The impact of methylation on the biological and physical properties of a molecule has been so pervasive that it has been named the “magic methyl effect”.³ As such, synthetic reactions that enable the installation of methyl groups site-selectively and under mild conditions are of broad value. Transition-metal-catalyzed cross-coupling is one of the most robust and modular methods for site-selective carbon–carbon bond formation.⁴ However, most traditional cross-coupling methods for methylation rely upon acutely toxic alkylating reagents or highly reactive organometallic reagents such that compatibility with common functional groups found in bioactive small molecules is problematic.⁵ Accordingly, there remains a great demand for cross-coupling methods that enable methylation at a late stage for medicinal and/or process chemistry applications.³

Recently, researchers have turned to radical-based methods to overcome challenging $C(sp^3)–C$ cross-coupling. For example, Minisci-type methylation reactions of heteroarenes have been reported with a variety of methyl radical sources, including acetic acid,^{6a} *tert*-butylperacetate,^{6b} dicumyl peroxide,^{6c} methane,^{6d} and methanol.^{6e–h} Nevertheless, these methods are only effective for electron-deficient heteroarenes and their site selectivity can limit broad applicability. To address these challenges, a few radical-based methylation

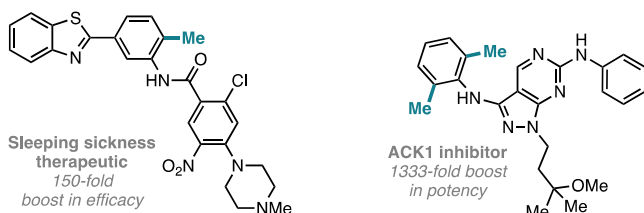
reactions of aryl halides have been described (Figure 1B). The Weix group demonstrated that *N*-hydroxyphthalimide esters can serve as competent sources of methyl, primary, and secondary alkyl radicals for the alkylation of aryl iodides with nickel catalysis.⁷ Additionally, using nickel/photoredox catalysis in combination with a supersilane reagent, the MacMillan group achieved cross-coupling between aryl and alkyl bromides to furnish new $C(sp^3)–C(sp^2)$ bonds, including one example of methylation using methyl tosylate.⁸ Methyl tosylate has also recently found application in nickel-catalyzed methylation of aryl bromides and tosylates, alkyl halides, and acid chlorides, as reported by Gong and co-workers.⁹ While highly enabling, these methods still require preparation of the methyl radical source or employment of electrophilic methylating reagents. Furthermore, a radical-based method that permits methylation of aryl chlorides, the most abundant and inexpensive aryl halide coupling partner, has yet to be reported. In addition to the benefits that use of aryl chlorides would permit for early stage methylation, late-stage conversion of aryl chlorides to toluenes has demonstrable value in medicinal chemistry as well: for example, methylation of the aryl chloride in a Celecoxib precursor shortened its half-life such that it could be administered as the first selective COX-2 nonsteroidal anti-inflammatory drug.¹⁰

Received: March 11, 2020

Published: April 10, 2020

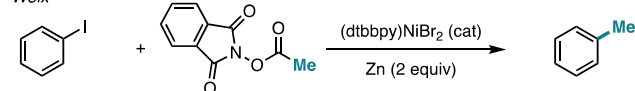


A. Examples of compounds with methyl substituents critical for bioactivity

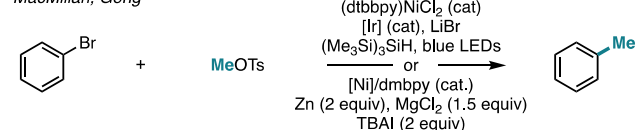


B. Radical-based methods for methylation of aryl halides

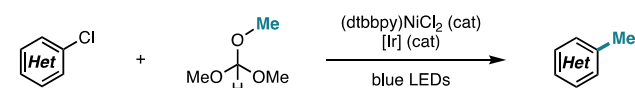
Weix



MacMillan, Gong



C. This work: trimethyl orthoformate as a methyl radical source



• Abundant, inexpensive, & mild methyl radical source • Early- & late-stage methylation

Figure 1. (A) Examples of aryl methylation that have resulted in enhanced bioactivity. (B) Established radical-based methylation strategies in cross-coupling. (C) This work.

Our group has recently reported an approach to the cross-coupling of chloride-containing electrophiles with C(sp³)–H bonds via nickel and photoredox catalysis.¹¹ The chloride-containing electrophile serves as both the coupling partner and the source of a chlorine radical for C(sp³)–H bond activation via hydrogen atom transfer (HAT). We questioned whether this reaction platform could be adapted to enable methylation of (hetero)aryl chlorides. While methane is the most analogous methyl radical source, initial reactions employing methane under our previously optimized conditions proved unfruitful. Instead, we sought an alternative methyl radical source that could be accessed via HAT and that would have similar attributes to methane, including its abundance, cost, and functional group compatibility.

In this context, we considered that trimethyl orthoformate, a common laboratory solvent, could serve as a methyl radical source (Figure 1C). Owing to its weak tertiary C(sp³)–H bond (88.7 kcal/mol), preferential HAT at the methine over the methyl positions was computed to be favorable ($\Delta\text{BDFE} = -1.2$ kcal/mol) (Figure 2A). If addition of the resultant tertiary radical were slow to rebound into a nickel catalyst, we posited that unimolecular β -scission could occur to generate a methyl radical and dimethyl carbonate ($\Delta G = -25.1$ kcal/mol and $\Delta G^\ddagger = 11.4$ kcal/mol).¹² Coupling the generation of high energy alkyl radicals with the formation of a stable carbonyl byproduct via β -scission has been well-studied,¹³ but only recently emerged as a strategy in transition-metal-catalyzed cross-coupling. Reported examples of β -scission from carbon-centered radicals in cross-coupling are limited to xanthate esters¹⁴ that must be presynthesized and afford only stabilized radical species, thus precluding access to methyl radical.¹⁵ In

A. Proposed reaction coordinate (relative free energy in kcal/mol)

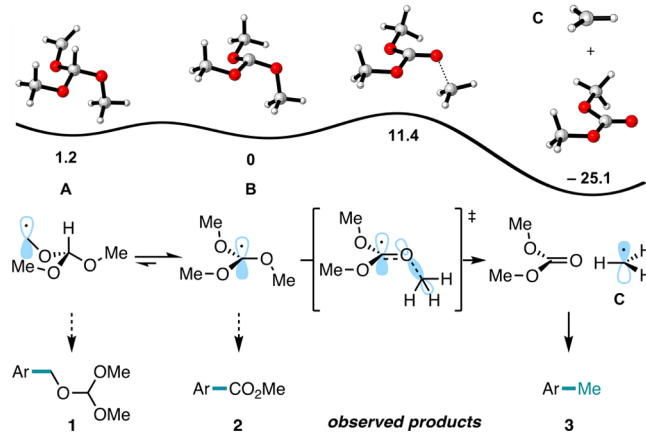
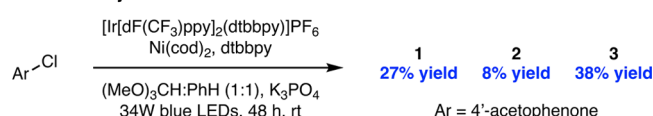
B. Preliminary result^a

Figure 2. (A) Computed reaction coordinate (CBS-QB3). (B) Initial result. ^a [Ir(dF(CF₃)ppy)₂(dtbbpy)]PF₆ (1 mol %), Ni(cod)₂ (10 mol %), dtbbpy (15 mol %), K₃PO₄ (2 equiv), (MeO)₃CH/PhH (1:1) (0.05 M).

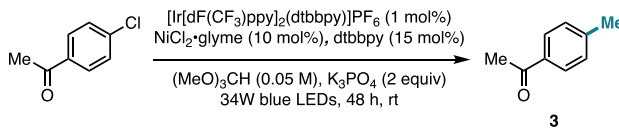
contrast, trimethyl orthoformate would permit access to a methyl radical from a commercial and abundant reagent.

RESULTS AND DISCUSSION

Reaction Optimization. To evaluate the feasibility of using trimethyl orthoformate as a source of methyl radical, we investigated the coupling of 4'-chloroacetophenone with trimethyl orthoformate (Figure 2B).^{11a} Using Ni(cod)₂ (10 mol %), 4,4'-di-*tert*-butylbipyridine (dtbbpy) (15 mol %), Ir[dF(CF₃)ppy]₂(dtbbpy)PF₆ (1 mol %), and K₃PO₄ (2 equiv) in a 1:1 mixture of trimethyl orthoformate and benzene afforded the desired toluene 3 in 38% yield. Two other products were formed alongside the methylated product: ester product 2 (8% yield), arising from coupling at the tertiary position of trimethyl orthoformate (B in Figure 2), and benzylic ether product 1 (27% yield), arising from coupling at the primary C–H bonds (A in Figure 2).

To improve the yield and selectivity of the reaction, we undertook an optimization of the reaction conditions. Use of NiCl₂-glyme as the Ni source resulted in a slightly improved yield of 43% (Table 1, entry 1). Both yield and selectivity between 3 and 1 could be further improved by employing *tert*-butylbenzene as the reaction cosolvent, likely a result of greater stabilization of a chlorine radical by the more electron-rich solvent (Table 1, entry 2). Previous studies have shown that a chlorine radical, an electrophilic radical species, can be stabilized by arenes to deliver more selective C(sp³)–H abstraction according to the Hammond postulate.¹⁶ Reducing the loading of trimethyl orthoformate to 10 equiv in benzene led to a 26% yield of the desired toluene in 24 h (Table 1, entry 3). Conversely, performing reactions in trimethyl orthoformate without cosolvent led to the largest increase in yield and selectivity, providing the desired toluene in 61% yield (Table 1, entry 4). Selectivity between 3 and 1 reached a ratio of 3.9:1, while ester formation was minimized (<5% yield) relative to reactions run with aromatic cosolvents. Upon

Table 1. Reaction Evaluation for Aryl Methylation



Entry ^a	Deviation	% Yield 1	% Yield 2	% Yield 3
1	C ₆ H ₆ : (MeO) ₃ CH (1 : 1)	32	9	43
2	<i>tert</i> -butylbenzene : (MeO) ₃ CH (1 : 1)	24	3	52
3	10 equiv. (MeO) ₃ CH in C ₆ H ₆ ^b	17	5	26
4	none	15	3	61
5	without base	n.d. ^c	n.d. ^c	9
6	without NiCl ₂ ·glyme	0	0	0
7	without dtbbpy	0	0	0
8	without photocatalyst	0	0	0
9	without light	0	0	0

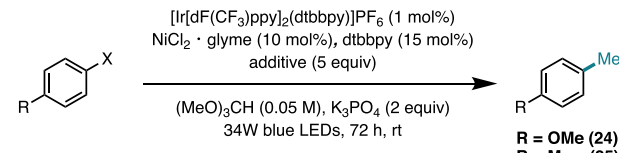
^aReactions performed on 0.1 mmol scale with 1,3,5-trimethoxybenzene added as an external standard (GC yield). 0.05 M trimethyl orthoformate = 182 equiv. ^b24 h. ^cn.d. = not determined.

omission of the base, **3** was obtained in 9% yield, suggesting that HCl formation without sequestration may be deleterious to reactivity (Table 1, entry 5). All other components of the reaction were required for productive methylation, as individual omission of NiCl₂·glyme, dtbbpy, photocatalyst, and light source resulted in no product formation and complete recovery of the aryl chloride (Table 1, entries 6–9).

Substrate Scope. With optimized conditions, we examined the reaction scope (Figure 3A). Generally, electron-deficient aryl chlorides underwent methylation in higher yields than electron-rich aryl substrates, consistent with their relative reactivity to Ni(0) oxidative addition. Unlike methods that employ reactive nucleophilic or electrophilic methylating reagents, a variety of sensitive functionality was well tolerated, including ketones **3** and **4**, nitriles **5** and **6**, aldehyde **7**, and ester **8**. *Ortho*-substituted aryl chlorides (**5**, **11**) also delivered methylated product in moderate to high yield. Methylation of substrates containing heteroaryl functionality distal to the site of cross-coupling, including pyridines **13**, **16**, and **17**, furan **14**, and pyrrole **15**, could also be achieved. Biologically relevant aryl chlorides loratadine **19**, fenofibrate **20**, and zomepirac **21** provided the corresponding methylated product in high yields, indicating that this method is amenable to late-stage functionalization of bioactive compounds.¹⁰ In the methylation of perphenazine (**22**), exclusive methylation of the aryl chloride was observed, in contrast to methods employing electrophilic methylating reagents that would be expected to methylate the primary alcohol. Finally, procymidone, which contains two chemically equivalent aryl chlorides, underwent selective monomethylation to produce **23** in 55% yield, likely a result of the sensitivity of the catalytic system to electronic effects.

Employment of electron-rich aryl chlorides in the nickel/photoredox cross-coupling reaction delivered low yields of methylated products, likely due to sluggish oxidative addition (Table 2, entries 1 and 4). To overcome this challenge, we turned to aryl bromides as substrates, but productive methylation was not observed from these substrates either,

Table 2. Methylation of Aryl Bromides



Entry ^a	R	X	Additive	% Yield
1	OMe	Cl	none	<2
2	OMe	Br	none	<2
3	OMe	Br	TBACl	56
4	Me	Cl	none	8
5	Me	Br	none	<2
6	Me	Br	TBACl	52

^aReactions performed on 0.25 mmol scale with 1,3,5-trimethoxybenzene added as an external standard (GC yield). TBACl = tetrabutylammonium chloride.

presumably because the weak H–Br bond (BDE = 88 kcal/mol) renders HAT from bromine radical less favorable. However, reactivity could be restored by using aryl bromides in conjunction with an exogenous chloride additive for halide exchange (Table 2, entries 3 and 6), delivering **24** and **25** in 56% and 52% yield, respectively.

Next, we sought to explore the scope of heteroaryl chloride coupling partners (Figure 3B). A variety of nitrogen-, oxygen-, and sulfur-containing heteroaryl chlorides underwent methylation in moderate to high yields, including pyridines **26**–**29**, quinolines **30**–**34** and **42**, quinoxaline **35**, quinazoline **41**, pyrimidines **36**–**37**, thiophenes **38** and **39**, and thiazole **40**. Importantly, this method for radical methylation enables functionalization at sites that are not accessible via Minisci-type reactivity; for example, the 3-, 6-, and 7-positions of quinolines (**32**, **33**, and **34**, respectively) and positions *meta* to nitrogen atoms in pyridines (**27**–**29**) underwent site-selective methylation. Biologically relevant heteroaryl chlorides, such as etoricoxib (**43**), also underwent methylation in good yield.

The primary byproduct in this methodology is derived from alkoxymethylation of the aryl chloride. Since this byproduct is a benzylic ether, a solution that we pursued was subjecting the reaction to Pd/C hydrogenolysis to convert the byproduct into methylated product. Select examples of the improvement in yields afforded by this workup protocol, including for high-value targets **19** and **20**, are shown in Figure 3.

Furthermore, our group has previously demonstrated that acid chlorides can be used as coupling partners in Ni/photoredox-catalyzed C(sp³)–H functionalization of alkanes.^{11c} We recognized that application of the methylation conditions to acid chloride coupling partners could potentially deliver a mild synthesis of aliphatic and aromatic methyl ketones^{9b} as compared to traditional protocols which rely on harsh organometallic reagents or strong Lewis acids.¹⁷

Gratifyingly, we found that application of the optimized methylation conditions to this substrate class afforded access to methyl ketones from primary (**44**), secondary (**45**), tertiary (**46**), and aryl (**47**) acid chlorides (Figure 3C). The method was also applicable to acid chlorides prepared from biologically

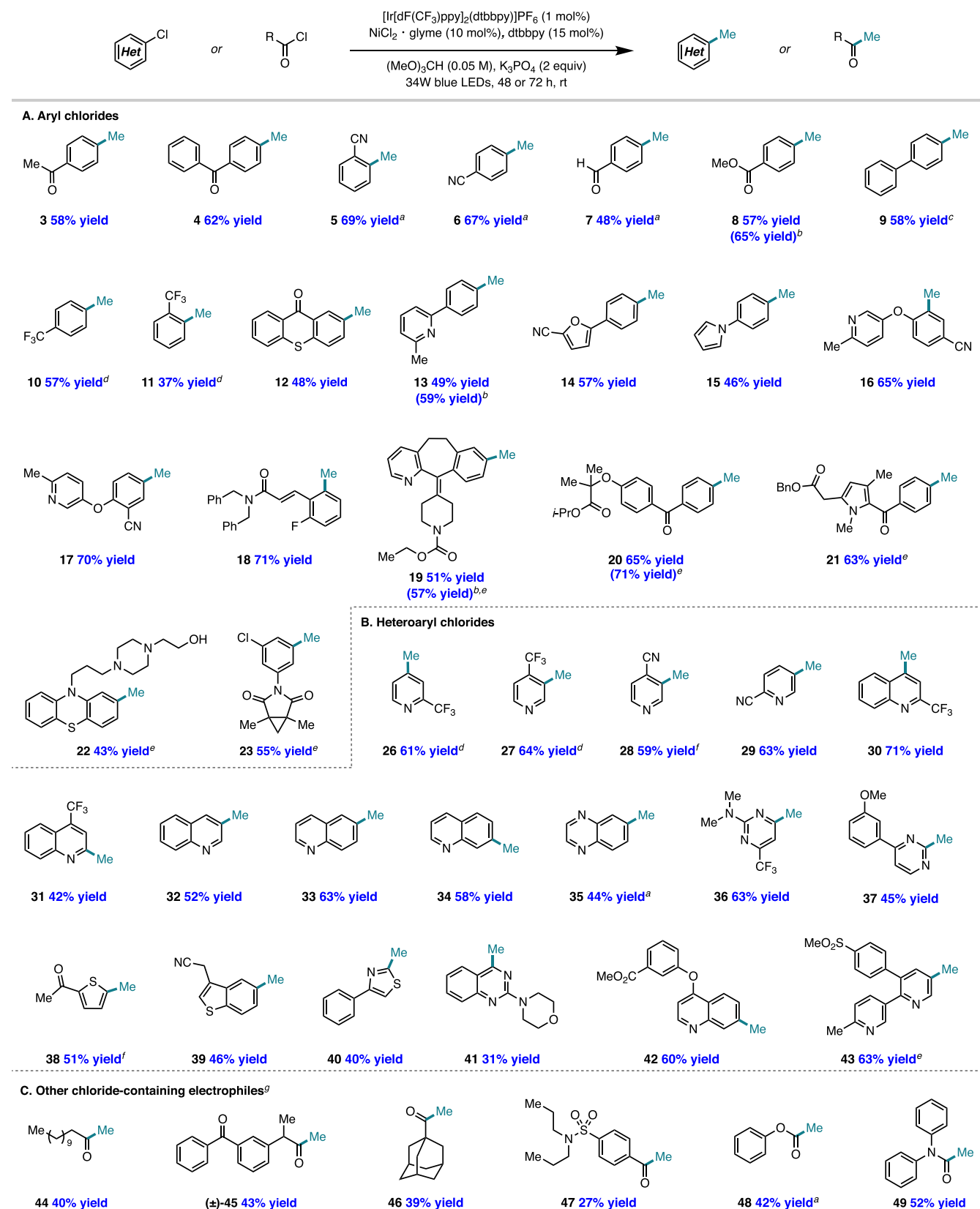


Figure 3. Methylation of (hetero)aryl chlorides (0.5 mmol scale). ^a GC yield. ^b Yield after hydrogenolysis of reaction mixture (5 mol % Pd/C, H₂ (balloon), MeOH (0.05 M), 10 h). ^c Isolated with 10% homocoupled product. ^d ¹⁹F NMR yield. ^e 0.2 mmol scale reaction. ^f ¹H NMR yield. ^g 0.25 mmol scale reaction (48 h) in trimethyl orthoformate/benzene (1:1).

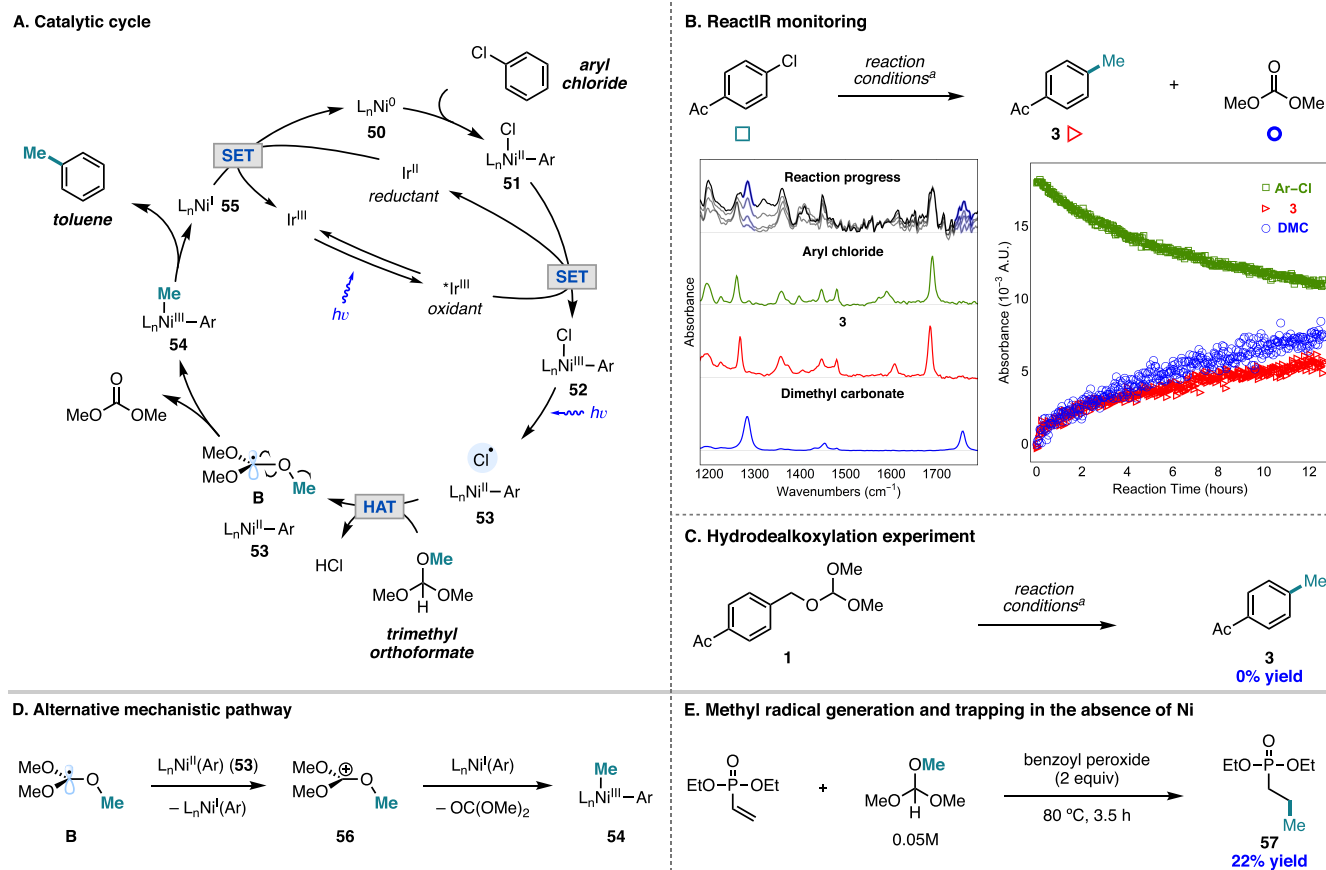


Figure 4. (A) Proposed catalytic cycle. (B) Reaction progress by ReactIR (normalized single wavelength kinetics at 762 cm^{-1}). (C) Investigation of hydrodealkoxylation pathway. (D) Alternative mechanistic possibility for methylation. (E) Methyl radical trapping experiment in the absence of Ni. ^a Optimized Ni/photoredox methylation conditions in Figure 3.

relevant ketoprofen (**45**) and probenecid (**47**). Additionally, ester **48** and tertiary amide **49** were prepared from the corresponding chloroformate and carbamoyl chloride.¹⁸

Mechanistic Investigations. Having explored the scope of this transformation, we next sought to evaluate the mechanism of methyl incorporation from trimethyl orthoformate. According to our prior mechanistic work,^{11a} we propose that photoelimination from Ni(III) intermediate **52** affords a chlorine radical which mediates HAT with trimethyl orthoformate (Figure 4A).¹⁹ Observation of methylated product **3**, ester product **2**, and benzylic ether product **1** lends initial support to a HAT-initiated process in the Ni-catalyzed cross-coupling. As further evidence for the intermediacy of organic radical intermediates, when the methylation of 4'-chloroacetophenone was conducted under standard conditions with 1 equiv of TEMPO, none of these three products were observed.²⁰

To further evaluate the mechanism, we monitored the reaction course via ReactIR. The reaction progress showed that as 4'-chloroacetophenone is consumed, dimethyl carbonate and 4'-methylacetophenone (**3**) are generated in a 1:1 ratio (Figure 4B, right). The formation of dimethyl carbonate and **3** could also be traced in a 1:1 ratio via quantitative ¹³C NMR experiments, and both experiments suggest overall nonzerth-order kinetics (see Supporting Information (SI), Figures S19–S20). While this observation is consistent with a β -scission mechanism which requires stoichiometric formation of dimethyl carbonate at a comparable rate to product formation,

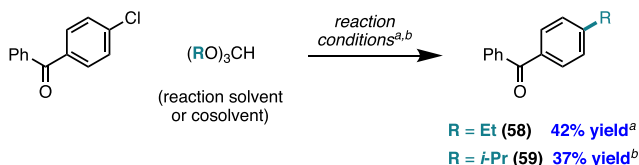
we also considered that methylated product **3** and dimethyl carbonate could arise from Ni-catalyzed hydrodealkoxylation of byproduct **1**. However, a control reaction subjecting **1** to the photocatalytic Ni conditions did not generate methylated product **3** (Figure 4C).

Another pathway that is consistent with these results is the one shown in Figure 4D, wherein Ni(II)(Ar) species **53** mediates oxidation of the tertiary radical of trimethyl orthoformate (**B**), delivering Ni(I)–X that undergoes addition to the oxocarbenium intermediate (**56**).²¹ Such a process would produce Ni(III) intermediate **54** and dimethyl carbonate, which are both invoked in the proposed catalytic cycle (Figure 4A). A key difference between these proposals is that, according to the β -scission mechanism, methylation with trimethyl orthoformate should be possible in the absence of nickel. Indeed, when diethyl vinylphosphonate was reacted with benzoyl peroxide at 80 °C in trimethyl orthoformate, the methylated Giese product **57** was observed in 22% yield (Figure 4E). Taken together, these experiments provide support for the proposed β -scission mechanism for methyl radical generation from trimethyl orthoformate.

Expansion of the Methodology. More generally, the results gathered in interrogating the β -scission mechanism suggest that trialkyl orthoformates can serve as broadly useful and practical aliphatic radical sources for the design of new synthetic methods. For example, in this Ni/photoredox cross-coupling, simple modification of the solvent to triethyl or

triisopropyl orthoformate allowed access to the respective alkylated product **58** or **59** (Figure 5A).²²

A. Alkylation of aryl chlorides from trialkyl orthoformates



B. Radical-based alkylation via β -scission of acetals

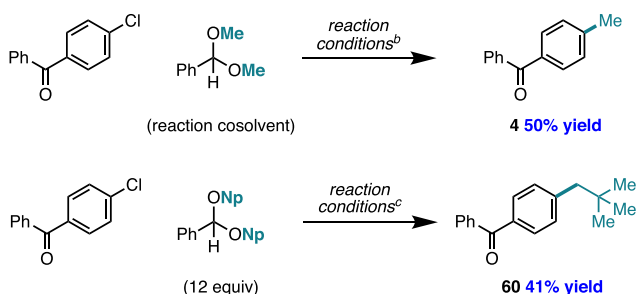


Figure 5. (A) Alkylation with trialkyl orthoformates. (B) Alkylation with acetals. Reaction conditions indicated in Figure 3 with the following modifications: ^a Reaction performed in triethyl orthoformate. ^b Reaction performed 1:1 with orthoformate or acetal in benzene. ^c Reaction performed with 12 equiv of acetal in benzene.

This finding prompted us to consider using acetals as sources of aliphatic radicals in this cross-coupling reaction. Dialkyl acetals have been shown to undergo β -scission with liberation of aliphatic radicals;^{13d,e} however, the reactions are initiated under harsh conditions (homolysis from peroxides or high temperatures) and, to the best of our knowledge, acetals have not been used as a source of radicals in metal-lathotoredox cross-coupling. For the transfer of more complex aliphatic radicals, we envisioned that these reagents could be attractive alternatives to orthoformates given the facile synthesis of acetals from aldehydes and a diverse array of alcohols and because acetals feature only 2 equiv of the alkyl cross-coupling partner per molecule rather than 3 equiv in the related orthoformate derivative. In a preliminary study, we were delighted to find that replacing the orthoformate cosolvent with a 1:1 mixture of benzaldehyde dimethyl acetal/benzene provided methylated product **4** in 50% yield (Figure 5B). Furthermore, reaction of 4-chlorobenzophenone with 12 equiv of benzaldehyde dineopentyl acetal afforded the resulting alkylated product **60** in 41% yield. These preliminary results offer promise for utilizing β -scission of acetals for installing aliphatic groups selectively and under mild reaction conditions.

CONCLUSION

In conclusion, we have developed a Ni/photoredox approach to the site-selective methylation of chloride-containing electrophiles using trimethyl orthoformate as an abundant, nontoxic, and functional-group-compatible methylating reagent. Methylation of feedstock, as well as chemically complex, (hetero)aryl and acyl chlorides is possible such that we anticipate that this method could find application in the pharmaceutical industry. Mechanistic investigations indicate that trimethyl orthoformate serves as a source for methyl radical via β -scission from a

tertiary radical generated upon chlorine-mediated hydrogen atom transfer. As such, this approach offers an opportunity to circumvent traditional protocols for accessing low molecular weight aliphatic radicals from toxic or high-energy reagents.

ASSOCIATED CONTENT

Supporting Information

The Supporting Information is available free of charge at <https://pubs.acs.org/doi/10.1021/jacs.0c02805>.

Experimental procedures, spectroscopic data, and details of the computational study (PDF)

AUTHOR INFORMATION

Corresponding Author

Abigail G. Doyle – Department of Chemistry, Princeton University, Princeton, New Jersey 08544, United States; orcid.org/0000-0002-6641-0833; Email: agdoyle@princeton.edu

Authors

Stavros K. Kariofillis – Department of Chemistry, Princeton University, Princeton, New Jersey 08544, United States

Benjamin J. Shields – Department of Chemistry, Princeton University, Princeton, New Jersey 08544, United States

Makeda A. Tekle-Smith – Department of Chemistry, Princeton University, Princeton, New Jersey 08544, United States

Michael J. Zacuto – Drug Substance Development, Celgene Corporation, Summit, New Jersey 07901, United States;

orcid.org/0000-0003-2025-3745

Complete contact information is available at:

<https://pubs.acs.org/doi/10.1021/jacs.0c02805>

Author Contributions

[§]B.J.S. and M.A.T.-S. contributed equally.

Funding

The authors declare no competing financial interest.

Notes

The authors declare no competing financial interest.

ACKNOWLEDGMENTS

This material is based on work supported by the National Science Foundation Graduate Research Fellowship Program under Grant Number DGE-1656466 (to S.K.K.). M.A.T.-S. wishes to thank Princeton's Presidential Postdoctoral Fellowship for funding. A.G.D. gratefully acknowledges Celgene, Princeton Innovation Fund, and NIGMS (R35 GM126986) for financial support. We thank Prof. David MacMillan and Dr. Laura K. G. Ackerman for helpful suggestions.

REFERENCES

- (1) McGrath, N. A.; Brichacek, M.; Njardarson, J. T. A Graphical Journey of Innovative Organic Architectures That Have Improved Our Lives. *J. Chem. Educ.* **2010**, *87*, 1348–1349.
- (2) (a) Barreiro, E. J.; Kümmerle, A. E.; Fraga, C. A. M. The Methylation Effect in Medicinal Chemistry. *Chem. Rev.* **2011**, *111*, 5215–5246. (b) Leung, C. S.; Leung, S. S. F.; Tirado-Rives, J.; Jorgensen, W. L. Methyl Effects on Protein-Ligand Binding. *J. Med. Chem.* **2012**, *55*, 4489–4500.
- (3) Schönherr, H.; Cernak, T. Profound Methyl Effects in Drug Discovery and a Call for New C-H Methylation Reactions. *Angew. Chem., Int. Ed.* **2013**, *52*, 12256–12267.
- (4) (a) Yan, G.; Borah, A. J.; Wang, L.; Yang, M. Recent Advances in Transition Metal-Catalyzed Methylation Reactions. *Adv. Synth. Catal.*

2015, 357, 1333–1350. (b) Hu, L.; Liu, Y. A.; Liao, X. Recent Progress in Methylation of (Hetero)Arenes by Cross-Coupling or C–H Activation. *Synlett* **2018**, 29, 375–382.

(5) For a recent example that overcomes many existing limitations through the use of a new methylating agent, see: He, Z.-T.; Li, H.; Haydl, A. M.; Whiteker, G. T.; Hartwig, J. F. Trimethylphosphate as a Methylating Agent for Cross Coupling: A Slow-Release Mechanism for the Methylation of Arylboronic Esters. *J. Am. Chem. Soc.* **2018**, 140, 17197–17202.

(6) (a) Minisci, F.; Bernardi, R.; Bertini, F.; Galli, R.; Perchinummo, M. Nucleophilic character of alkyl radicals-VI. A new convenient selective alkylation of heteroaromatic bases. *Tetrahedron* **1971**, 27, 3575–3579. (b) DiRocco, D. A.; Dykstra, K.; Krska, S.; Vachal, P.; Conway, D. V.; Tudge, M. Late-Stage Functionalization of Biologically Active Heterocycles Through Photoredox Catalysis. *Angew. Chem., Int. Ed.* **2014**, 53, 4802–4806. (c) Kubo, T.; Chatani, N. Dicumyl Peroxide as a Methylating Reagent in the Ni-Catalyzed Methylation of Ortho C–H Bonds in Aromatic Amides. *Org. Lett.* **2016**, 18, 1698–1701. (d) Hu, A.; Guo, J.-J.; Pan, H.; Zuo, Z. Selective functionalization of methane, ethane, and higher alkanes by cerium photocatalysis. *Science* **2018**, 361, 668–672. (e) Ochiai, M.; Morita, K. A Novel Photo-Induced Methylation of Pyrimidines and Condensed Pyrimidine Compounds. *Tetrahedron Lett.* **1967**, 8, 2349–2351. (f) Sugimori, A.; Yamada, T.; Ishida, H.; Nose, M.; Terashima, K.; Oohata, N. Radiation-Induced Alkylation of Quinoline Derivatives with Alcohol. *Bull. Chem. Soc. Jpn.* **1986**, 59, 3905–3909. (g) Jin, J.; MacMillan, D. W. C. Alcohols as alkylating agents in heteroarene C–H functionalization. *Nature* **2015**, 525, 87–90. (h) Liu, W.; Yang, X.; Zhou, Z.-Z.; Li, C.-J. Simple and Clean Photo-induced Methylation of Heteroarenes with MeOH. *Chem.* **2017**, 2, 688–702.

(7) Huihui, K. M. M.; Caputo, J. A.; Melchor, Z.; Olivares, A. M.; Spiewak, A. M.; Johnson, K. A.; DiBenedetto, T. A.; Kim, S.; Ackerman, L. K. G.; Weix, D. J. Decarboxylative Cross-Electrophile Coupling of *N*-Hydroxyphthalimide Esters with Aryl Iodides. *J. Am. Chem. Soc.* **2016**, 138, 5016–5019.

(8) Zhang, P.; Le, C.; MacMillan, D. W. C. Silyl Radical Activation of Alkyl Halides in Metallaphotoredox Catalysis: A Unique Pathway for Cross-Electrophile Coupling. *J. Am. Chem. Soc.* **2016**, 138, 8084–8087.

(9) (a) Wang, J.; Zhao, J.; Gong, H. Nickel-Catalyzed Methylation of Aryl Halides/Tosylates with Methyl Tosylate. *Chem. Commun.* **2017**, 53, 10180–10183. (b) Liang, Z.; Xue, W.; Lin, K.; Gong, H. Nickel-Catalyzed Reductive Methylation of Alkyl Halides and Acid Chlorides with Methyl *p*-Tosylate. *Org. Lett.* **2014**, 16, 5620–5623.

(10) Sun, S.; Fu, J. Methyl-containing pharmaceuticals: Methylation in drug design. *Bioorg. Med. Chem. Lett.* **2018**, 28, 3283–3289.

(11) (a) Shields, B. J.; Doyle, A. G. Direct C(sp³)–H Cross Coupling Enabled by Catalytic Generation of Chlorine Radicals. *J. Am. Chem. Soc.* **2016**, 138, 12719–12722. (b) Nielsen, M. K.; Shields, B. J.; Liu, J.; Williams, M. J.; Zacuto, M. J.; Doyle, A. G. Mild, Redox-Neutral Formylation of Aryl Chlorides through the Photocatalytic Generation of Chlorine Radicals. *Angew. Chem. Int. Ed.* **2017**, 129, 7297–7300. (c) Ackerman, L. K. G.; Martinez Alvarado, J. I.; Doyle, A. G. Direct C–C Bond Formation from Alkanes Using Ni-Photoredox Catalysis. *J. Am. Chem. Soc.* **2018**, 140, 14059–14063.

(12) CBS–QB3. See SI (Section II) for details.

(13) (a) Kochi, J. K. Chemistry of Alkoxy Radicals: Cleavage Reactions. *J. Am. Chem. Soc.* **1962**, 84, 1193–1197. (b) Bacha, J. D.; Kochi, J. K. Polar and Solvent Effects in the Cleavage of *t*-Alkoxy Radicals. *J. Org. Chem.* **1965**, 30, 3272–3278. (c) Walling, C. Some Aspects of the Chemistry of Alkoxy Radicals. *Pure Appl. Chem.* **1967**, 15, 69–80. (d) Kuhn, L. P.; Wellman, C. Reaction of *t*-Butyl Peroxide with Acetals. *J. Org. Chem.* **1957**, 22, 774–776. (e) Hartzell, G. E.; Huyser, E. S. Generation of Methyl Radicals by Decomposition of Bibenzyl Compounds Containing α -Methoxy Substituents. *J. Org. Chem.* **1964**, 29, 3341–3344.

(14) (a) Vara, B. A.; Patel, N. R.; Molander, G. A. *O*-Benzyl Xanthate Esters under Ni/Photoredox Dual Catalysis: Selective

Radical Generation and Csp³–Csp² Cross-Coupling. *ACS Catal.* **2017**, 7, 3955–3959. (b) Wu, J.; Bär, R. M.; Guo, L.; Noble, A.; Aggarwal, V. K. Photoinduced Deoxygenative Borylations of Aliphatic Alcohols. *Angew. Chem., Int. Ed.* **2019**, 58, 18830–18834.

(15) Huang, Q.; Zard, S. Z. Inexpensive Radical Methylation and Related Alkylations of Heteroarenes. *Org. Lett.* **2018**, 20, 1413–1416.

(16) (a) Poutsma, M. L. *Methods in Free-Radical Chemistry*, 1st ed.; Huyser, E. S., Ed.; Marcel Dekker: New York, 1969. (b) Skell, P. S.; Baxter, H. N.; Taylor, C. K. π Complexing of Chlorine Atoms: Is That All There Is? *J. Am. Chem. Soc.* **1983**, 105, 120–121. (c) Skell, P. S.; Baxter, H. N.; Tanko, J. M.; Chebolu, V. Chlorine atom/benzene system. 1. The role of the 6-chlorocyclohexadienyl radical. *J. Am. Chem. Soc.* **1986**, 108, 6300–6311. (d) Breslow, R.; Brandl, M.; Hunger, J.; Turro, N.; Cassidy, K.; Krogh-Jespersen, K.; Westbrook, J. D. Pyridine complexes of chlorine atoms. *J. Am. Chem. Soc.* **1987**, 109, 7204–7206.

(17) (a) Tegner, C. On the Reaction between Methylolithium and Carboxylic Acids. *Acta Chem. Scand.* **1952**, 6, 782–790. (b) Jorgenson, M. J. Preparation of Ketones from the Reaction of Organolithium Reagents with Carboxylic Acids. *Org. React.* **2011**, 18, 1–98.

(18) Preliminary efforts to use alkyl halides as coupling partners under the methylation conditions have been met with limited success.

(19) (a) Hwang, S. J.; Anderson, B. L.; Powers, D. C.; Maher, A. G.; Hadt, R. G.; Nocera, D. G. Halogen Photoelimination from Monomeric Nickel(III) Complexes Enabled by the Secondary Coordination Sphere. *Organometallics* **2015**, 34, 4766–4774. (b) Hwang, S. J.; Powers, D. C.; Maher, A. G.; Anderson, B. L.; Hadt, R. G.; Zheng, S.-L.; Chen, Y.-S.; Nocera, D. G. Trap-Free Halogen Photoelimination from Mononuclear Ni(III) Complexes. *J. Am. Chem. Soc.* **2015**, 137, 6472–6475.

(20) TEMPO can interfere with transition-metal-catalyzed processes independent of the intermediacy of organic radicals. See: Albéniz, A. C.; Espinet, P.; López–Fernández, R.; Sen, A. A Warning on the Use of Radical Traps as a Test for Radical Mechanisms: They React with Palladium Hydrido Complexes. *J. Am. Chem. Soc.* **2002**, 124, 11278–11279.

(21) Chan, K. S.; Li, X. Z.; Dzik, W. I.; de Bruin, B. Carbon–Carbon Bond Activation of 2,2,6,6-Tetramethyl-piperidine-1-oxyl by a Rh^{II} Metalloradical: A Combined Experimental and Theoretical Study. *J. Am. Chem. Soc.* **2008**, 130, 2051–2061.

(22) See SI for reaction details.